


North Luangwa River Lodge & Camp



The camp is located in one of the last unspoiled wildernesses, on the banks of the Luangwa River at a perfect spot with a wide view of the river as it flows through the valley as wild and ancient as unspoiled Africa ever was. You will see an incredible array of wildlife when you come and stay in this wild place.





The camp

Accommodation

Four bush chalets (can configure as double, or twin) En-suite bathrooms with shower and toilet. Note: There is no WIFI.

GPS COORDINATES

(-11.9134819, 32.4144125)

Activities

Walking safaris, game drives (day and night).

Meals & Drinks

Rate \$290 USD pppn is fully inclusive of all meals and activities game drives walking safaris, excluding Park Fees and bed LEVY OF \$77 USD pppn. To be paid at the gate.

Alcoholic beverages/sodas can be purchased at the bar separate.

The camp runs off solar electricity. Three pin square plugs (adaptors available). The tap water is from a well and is safe for drinking; bottled water is also provided at the camp free of charge.

Child Policy

All Children are welcome.

Payment for extras

All extras can be paid in cash (local currency, US\$, Euro or British Pounds)

Tipping

Is not expected but always enthusiastically received if you are happy with the service. Please always give tips for the staff to the management to be shared out.

CONTACT
BRETT MAY
Phone +61412608372
Email:
helituskforce@gmail.com



Travel information

International flights

South African Airways, Kenya Airways and Emirates fly into Lusaka, Zambia.

South African Airways, Kenya Airways and Ethiopian Airways fly into Lilongwe, Malawi.

Getting to Mfuwe

1 hour 30 minutes flight with Proflight from Lusaka, Zambia. 1 hour flight from Lilongwe, Malawi.



GPS COORDINATES

(-11.9134819, 32.4144125)

Getting to the camp

From Mfuwe Airport we can arrange a connecting flight 45minute flight to Mwaleshi Airstrip inside the National Park where our vehicle will meet you and you will enjoy a game drive to the lodge. Cost of flight \$230 per person.

By road it is a 8 hour road transfer to the camp through colourful village life and some game viewing area as well. Cost \$150 per person

At Mfuwe Airport you will be met by a representative who will assist you With connecting flight or Road transfer.

Visas

Most nationals can obtain their visa at the point of entry into Zambia. Current charges are \$50 for tourists of most nationalities, including US, Canadian, British and most European countries. If you are not one of the above please ask about visas before booking. Please visit the Zambian Immigration website <http://www.zambiaimmigration.gov.zm/> for full information.

Airport Tax

Most airlines now include airport taxes in the tickets. But for charter flights these may still be payable, please confirm with us for exact amounts.

International airport taxes: US\$40 per person Domestic airport taxes: US\$16 person

Please note that all taxes can be paid in US Dollars.

CONTACT

BRETT MAY

Phone +61412608372

Email: helituskforce@gmail.com



Health

All visitors must have full medical insurance including air ambulance. We recommend that visitors to Zambia take malaria prophylactics. Tetanus, polio, typhoid and the hepatitis vaccinations are recommended. It is advisable to know your blood group type in case of an emergency.

Please do ask for up to date health advice in your home country.


Insurance

We highly recommend full Trip Cancellation Insurance - we do need to charge cancellation fees as stipulated.

North Luangwa Explorers bears no responsibility for any delays, cancellation of flights or change of itinerary and retains the right to alter or cancel an activity with just reason.

Cancellation Policy

Confirmation to 91 days 20% of accommodation only, then full invoice (excluding park fees) 90 – 61 days 25%, 60 – 31 days 50%, 30 – 0 days 100%. Cancellation fees will be applied and so we highly recommend that you ensure full “Trip Cancellation Insurance” is bought at time of confirmation.



Additional information

Photography

Please be sensitive when photographing local people and their villages. Ask the guide or the villagers first. Be careful when photographing public buildings and persons in uniform - again, ask first.

What to bring

You should always travel with soft bags not hard suitcases (not only for the smaller aircraft but also to fit into vehicles).

Proflight baggage allowance (for most routes) – limit of 15 kg for hold luggage and 5 kg for hand luggage. Please visit <http://proflight-zambia.com/content/beforeyoufly/baggageallowances/> for full information. Bush & Lake Aviation baggage allowance - limit of 12 kg for hold luggage and 3 kg for hand luggage (so this is 15 kg max per person ONLY if total weight falls within weight and balance graph of aircraft for the specific flight; body weights are taken into consideration).

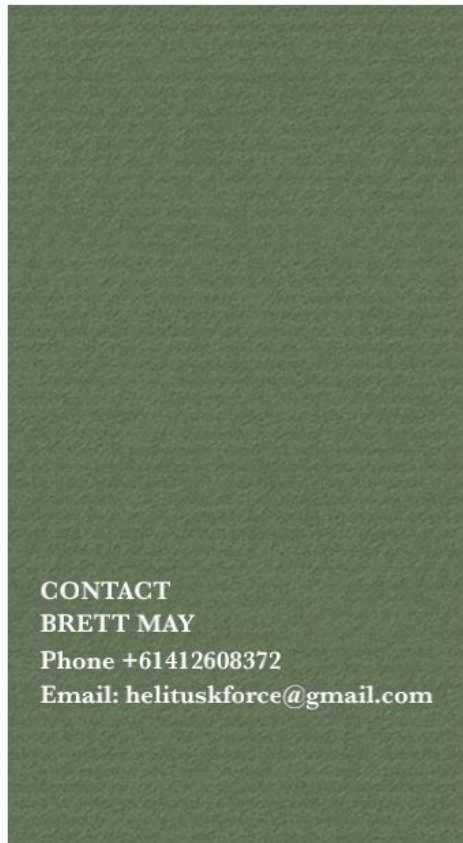
Important items to bring: hat, sunglasses, sunscreen, torch, binoculars and camera.

CONTACT
BRETT MAY
 Phone +61412608372
 Email: helituskforce@gmail.com




Climate

Depending on which time of year you visit, you may need waterproofs, a warm jacket or sunscreen. The dry months are from April till October and the wet months November till March. Temperatures range throughout the year from between 11-40 C.



CONTACT
BRETT MAY
Phone +61412608372
Email: helituskforce@gmail.com



Wildlife

The North Luangwa National Park is 4,636 km² of unspoiled protected wilderness to be explored it has a very successful Black Rhino sanctuary and healthy populations of lion, hyena, elephant, buffalo, leopard, wildebeest, hippo and wild dog which can be seen around the lodge. Come and explore one of the last true wilderness areas and set your spirit free.